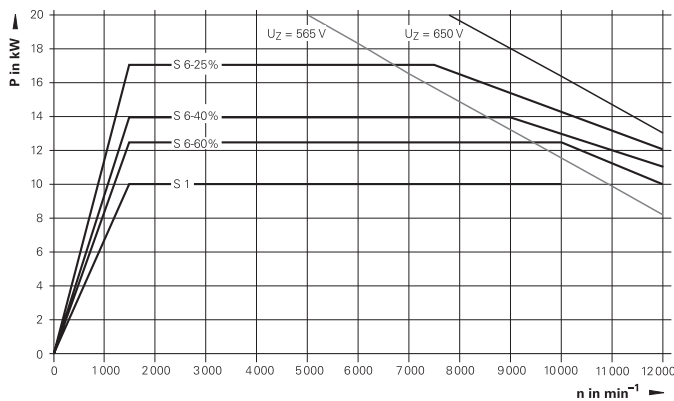


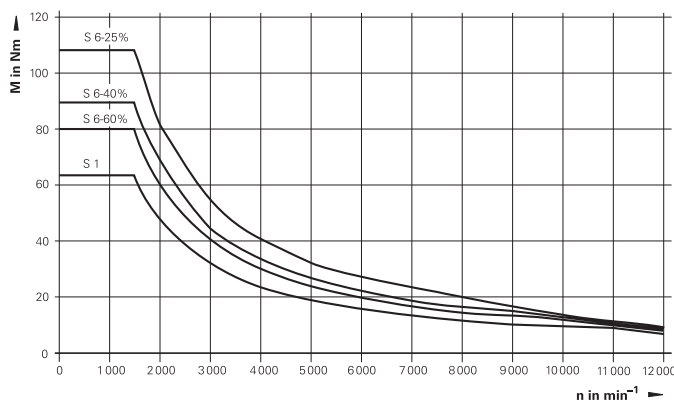
QAN 200U

Mode of operation	Speed n	Power P	Torque M	Current I
S1	1 500 rpm	10.0 kW	63.7 Nm	25.0 A
	10 000 rpm	10.0 kW	9.5 Nm	–
	12 000 rpm	8.0 kW	6.4 Nm	–
S6-60%	1 500 rpm	12.5 kW	79.8 Nm	29.0 A
	10 000 rpm	12.5 kW	11.9 Nm	–
	12 000 rpm	10.0 kW	8.0 Nm	–
S6-40%	1 500 rpm	14.0 kW	89.4 Nm	32.0 A
	9 000 rpm	14.0 kW	19.1 Nm	–
	12 000 rpm	11.0 kW	8.8 Nm	–
S6-25%	1 500 rpm	17.0 kW	108.6 Nm	37.0 A
	7 500 rpm	17.0 kW	21.7 Nm	–
	12 000 rpm	12.0 kW	9.5 Nm	–

Power characteristic curve



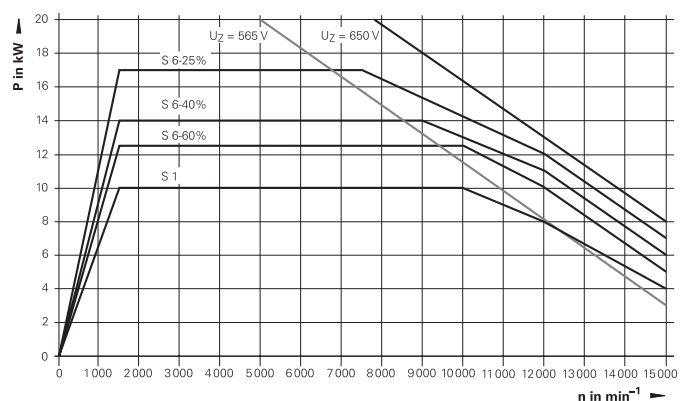
Torque characteristic curve



QAN 200UH

Mode of operation	Speed n	Power P	Torque M	Current I
S1	1 500 rpm	10.0 kW	63.7 Nm	25.0 A
	10 000 rpm	10.0 kW	9.5 Nm	–
	12 000 rpm	8.0 kW	6.4 Nm	–
	15 000 rpm	4.0 kW	2.5 Nm	–
S6-60%	1 500 rpm	12.5 kW	79.8 Nm	29.0 A
	10 000 rpm	12.5 kW	11.9 Nm	–
	12 000 rpm	10.0 kW	8.0 Nm	–
	15 000 rpm	4.0 kW	2.5 Nm	–
S6-40%	1 500 rpm	14.0 kW	89.4 Nm	32.0 A
	9 000 rpm	14.0 kW	19.1 Nm	–
	12 000 rpm	11.0 kW	8.8 Nm	–
	15 000 rpm	6.0 kW	3.8 Nm	–
S6-25%	1 500 rpm	17.0 kW	108.6 Nm	37.0 A
	7 500 rpm	17.0 kW	21.7 Nm	–
	12 000 rpm	12.0 kW	9.5 Nm	–
	15 000 rpm	7.0 kW	4.5 Nm	–

Power characteristic curve



Torque characteristic curve

